

# PROVERBS

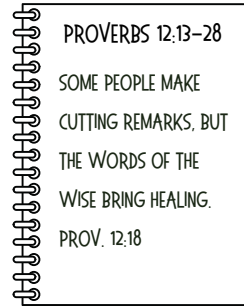
## MONTH #1

- Proverbs 1:1-19
- Proverbs 1:20-33
- Proverbs 2
- Proverbs 3:1-12
- Proverbs 3:13-35
- Proverbs 4:1-13
- Proverbs 4:14-27
- Proverbs 5
- Proverbs 6:1-19
- Proverbs 6:20-35
- Proverbs 7
- Proverbs 8:1-11
- Proverbs 8:12-36
- Proverbs 9
- Proverbs 10:1-17
- Proverbs 10:18-32
- Proverbs 11:1-13
- Proverbs 11:14-31
- Proverbs 12:1-12
- Proverbs 12:13-28
- Proverbs 13:1-14
- Proverbs 13:15-25
- Proverbs 14:1-21
- Proverbs 14:22-35
- Proverbs 15:1-12
- Proverbs 15:13-33
- Proverbs 16:1-16
- Proverbs 16:17-33


# PROVERBS

## MONTH #2

- Proverbs 17:1-12
- Proverbs 17:13-28
- Proverbs 18
- Proverbs 19:1-16
- Proverbs 19:17-29
- Proverbs 20:1-14
- Proverbs 20:15-30
- Proverbs 21:1-18
- Proverbs 21:19-31
- Proverbs 22:1-16
- Proverbs 22:17-29
- Proverbs 23:1-18
- Proverbs 23:19-35
- Proverbs 24:1-22
- Proverbs 24:23-34
- Proverbs 25
- Proverbs 26:1-16
- Proverbs 26:17-28
- Proverbs 27:1-13
- Proverbs 27:14-27
- Proverbs 28:1-14
- Proverbs 28:15-28
- Proverbs 29:1-11
- Proverbs 29:12-27
- Proverbs 30:1-16
- Proverbs 30:17-33
- Proverbs 31:1-9
- Proverbs 31:10-31



**Write down a verse that really stuck out to you**



**Look up the definitions to words or ask questions**

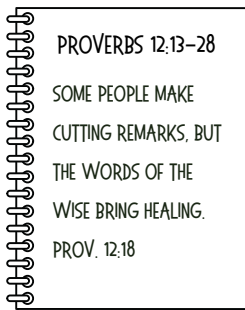


**Draw a picture**


This reading list is a simple tool meant to help you inspire your children in the joyful **habit** of having their own special time with God. It is organized to read **a little bit each day**, finishing the book of Proverbs in 2 months.

## TIPS FOR USING THIS BIBLE READING SCHEDULE:

- \* Make reading the Bible a special time: purposefully set aside 10 quiet minutes, grab a cup of something yummy or a couple cookies, use special pens, etc.
- \* Get your child a special notebook (or a **Digging Into God** journal) that they can use to keep track of what they are reading. Encourage them to:



**Write  
down a  
verse that  
really  
stuck out  
to you**



**Look up the  
definitions  
to words**

**OR**



**Draw a  
picture**

- \* To begin with, read the daily reading together. Show them how to find the book of Proverbs, the chapter, and the verse. Talk about what you read, ask if they have any questions. After a week or two, have them read on their own and share about what they learned afterwards.
- \* If you don't read every single day, don't worry about it! That's why the list is undated. The purpose is to teach your children how to read and understand the Bible--not to check off all the boxes.
- \* After your child finishes one of the sections of Proverbs, take them out for a special treat or outing (a donut, a milkshake, a trip to the park). Bring their Bible and notebook with you so you can discuss what they learned about Jesus. Planting the Word of God in their hearts is a good thing to reward!