

DIGGING
into
GOD

ages
8 to 12

Cursive
HANDWRITING
&
BIBLE MEMORY
COPYBOOK

THE 'I AM'
STATEMENTS
of Jesus

*"Teach me your ways,
O Lord,
that I may live
according
to your truth!"*

Psalm 86:11

JESUS' 7 "I AM" STATEMENTS

To the Israelites, "I AM" is understood as a name for God. **When Jesus made an "I am" statement, He was identifying Himself as God, and describing His attributes.**

In the Book of John in the Bible, Jesus makes 7 "I am" statements about himself. In these statements, Jesus uses metaphors to describe, and **help us understand, who he is and what he does.**

A metaphor is a creative way to compare two things that are different, but share some similarities. Instead of saying something like: 'I ran fast on the track.' , a more memorable and vivid thing to say would be: 'I was a lightning bolt on the track!' You aren't really a lightning bolt, but both you and a lightning bolt are very fast.

When using a metaphor, we say that one thing is another thing, even though they are different. When Jesus claims he is the 'bread of life', he's not actually saying he's a loaf of bread. But, eating bread (food) gives us physical life, and Jesus, the bread of life, gives us eternal life.

When you read these "I am" statements, look for the hidden meaning in the picture Jesus is using to reveal more of His identity. He loves you and wants you to know and understand who He is, who you are, and how you can be close to Him.

Parents: Since Jesus is using symbolic language in these statements, it is important to understand the context in which He is speaking. If possible, **read the passage with your child before he does the copywork.**

Bread of Life	John 6 (more specifically, verses 32-40, 47-51)
Light of the World	John 8:12, 9:1-7
The Gate	John 10:1-10
The Good Shepherd	John 10:11-21
The Resurrection and The Life	John 11:1-44
The Way, The Truth, and The Life	John 13:31 - 14:14
The Vine	John 15:1-17

JESUS' 7 "I AM" STATEMENTS

In the Old Testament (the time period before Jesus came to earth as a man), God revealed His name to Moses:

"I AM WHO I AM. This is what you are to say to the Israelites: 'I AM has sent me to you'....This is my eternal name, my name to remember for all generations."
(Exodus 3:14-15).

DRAW

Read Exodus 3, then draw a picture of how God revealed Himself to Moses.



READ

Exodus 3:14

TRACE & WRITE


"God replied to Moses,

"I AM WHO I AM. Say

to the people of Israel

"I AM has sent me to you."

HOW TO USE THIS BOOK




Set aside time each day to discover...study... enjoy... learn... God's Word. You can study/write each verse in one day, or take several days to complete the "lesson."


First, look up the Scripture verse in your Bible.

READ

John 8:12



To understand the context of the verse, read several verses before and after what is listed.



Trace the letters in the Bible verse.

**All Scripture is taken from the New Living Translation.

TRACE

"I am the light of the

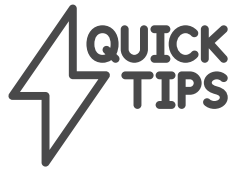
WRITE

"I am the light of the world. If you follow me,


you won't have to walk



Write the verse on your own.




You can either trace the entire verse at once, and then write it on your own; or trace the words on one line, write it on the following line, trace the next line, write it on the following, etc.



This handwriting book is geared more towards those who already know how to form cursive letters. However, if writing the entire verse is too difficult, just pick out a couple words to trace and write instead.

HOW TO USE THIS BOOK



Take time to consider the answer to the question(s) listed. You can write it down or discuss it with your family.


THINK:

Write down the answer, discuss, or just think about these questions:

What is light used for? *help you see in the dark*

What does 'darkness' represent? *evil, confusion*

Why did Jesus compare himself to light?
to help people see God, to defeat evil



QUICK TIPS



The answers to the questions are mostly found in the Scripture reading.



Draw a picture to illustrate the verse.

DRAW

Draw a picture to illustrate what light does.



QUICK TIPS

When you illustrate the verse, it helps you understand what the verse means and how it can apply to your life.

READ

John 6:35

TRACE & WRITE

"I am the bread of life.

Whoever comes to me

will never be hungry

again."

THINK

Write down the answer, discuss, or just think about these questions:

What is bread?

What is bread used for?

Read John 6:32, 33, 40, 47-51. Why was Jesus comparing himself to bread?

DRAW

Draw a picture that shows how Jesus is like bread.



READ

John 8:12

TRACE & WRITE

"I am the light of the

world. If you follow

me, you won't have to

walk in darkness..."

THINK

Write down the answer, discuss, or just think about these questions:

What is light used for?

What does 'darkness' represent?

Why did Jesus compare himself to light?

DRAW

Draw a picture to illustrate what light does.



READ

John 10:7,9

TRACE & WRITE

"I tell you the truth, I am

the gate for the sheep...

Those who come in

through me will be saved."

THINK

Write down the answer, discuss, or just think about these questions:

Read John 10:1-10. Jesus is calling his people, "sheep". He calls himself the gate to the sheepfold (the safe place the sheep are kept).

Why would there be a gate for the sheepfold?

In this illustration, how do the sheep get into the sheepfold?

Why is Jesus calling himself the gate?

DRAW

Draw a picture of a gate and what it is used for.



READ

John 10:11

TRACE & WRITE

"I am the good

shepherd. The good

shepherd sacrifices his

life for the sheep."

THINK

Write down the answer, discuss, or just think about these questions:

(Read John 10:11-16 to help you understand the Shepherd and the sheep.)

What is the good shepherd protecting his sheep from?

What does the good shepherd do in order to protect his sheep?

How is Jesus the Good Shepherd?

DRAW

Draw a picture to show Jesus as the Good Shepherd.



READ

John 11:25

TRACE & WRITE

"I am the resurrection

and the life. Anyone

who believes in me will

live, even after dying."

THINK

Write down the answer, discuss, or just think about these questions:

What does it mean to 'live, even after dying'?

What miracle did Jesus do right after he made the statement about being the 'resurrection and the life' ? (See John 11:14-44)

Why does Jesus call himself the 'resurrection and the life'?

DRAW

Draw a picture to illustrate what 'resurrection' is.



READ

John 14:6

TRACE & WRITE

²⁷ I am the way, the truth,

and the life. No one

can come to the Father

except through me.”²⁸

THINK

Write down the definitions to these words.

Way:

Truth:

Life:

DRAW

Draw a picture to illustrate this verse.



READ

John 15:5

TRACE & WRITE

"I am the vine; you are

the branches. Those who

remain in me, & I in them,

will produce much fruit."

THINK

Write down the answer, discuss, or just think about these questions:

What does a vine do for its branches?

What happens to a branch if it is disconnected from the vine?

Why does Jesus call himself the 'vine' and his people the 'branches'?

DRAW

Draw a picture of a vine with branches of fruit.
What happens to a branch that is not connected to the vine?



READ

John 8:24

TRACE & WRITE

“I am unless you believe

that I AM who I

claim to be, you will die

in your sins.”

THINK

Write down the answer, discuss, or just think about these questions:

Who does Jesus claim to be?

What happens to those who do not believe in Jesus' claims:

What happens to those who do believe that Jesus is who he says he is?

DRAW

Draw a picture to illustrate this verse.



DRAW

Draw a picture of each of Jesus' 7 "I am" statements found in the book of John.

The drawing area consists of seven rectangular boxes arranged in three rows. The top row has two boxes of equal width. The middle row has two boxes of equal width, but they are separated by a diagonal line that runs from the top-left corner of the left box to the bottom-right corner of the right box. The bottom row has three boxes of equal width.



PRAY, DOODLE, OR WORK ON YOUR LETTERS!



If you need tools to help your children grow in their walk with the Lord, use this QR Code to go to

DIGGINGINTOGOD.COM

Copyright © 2023 by Heather Coppinger